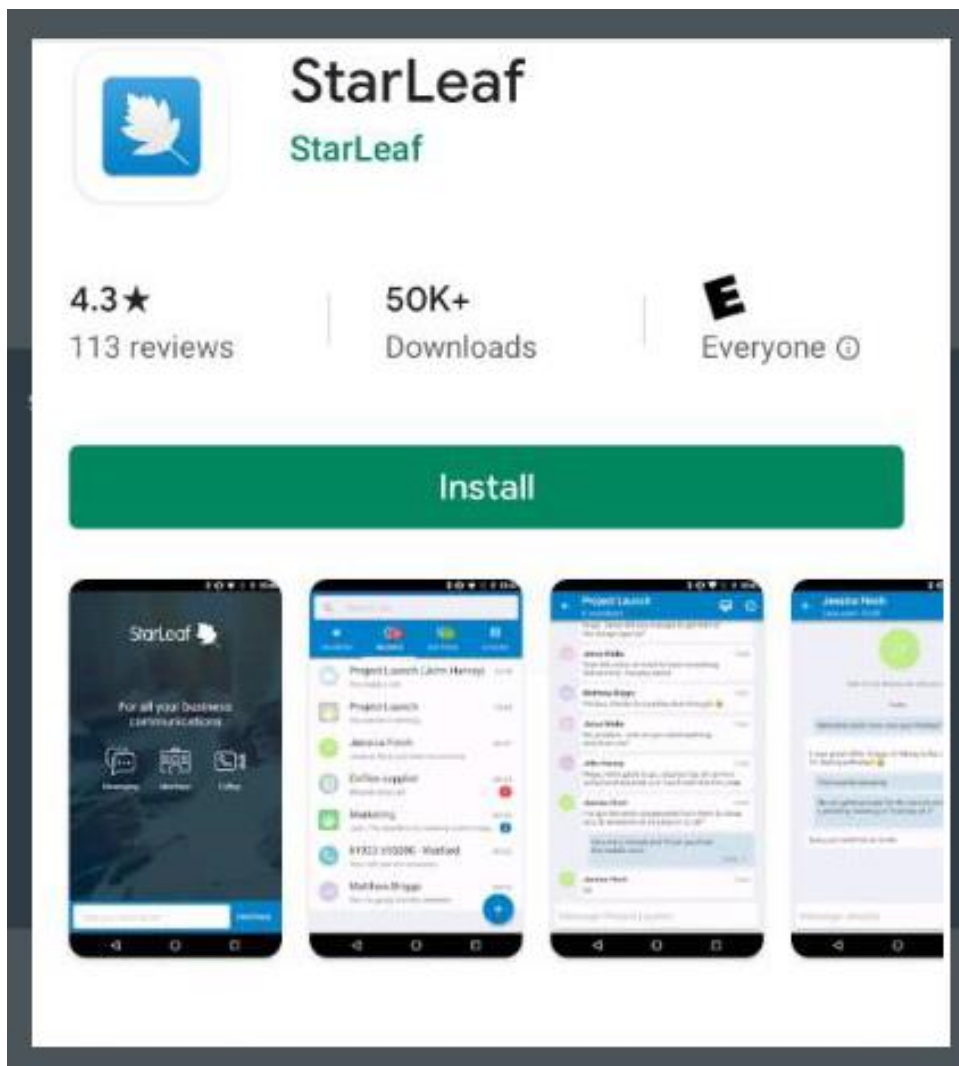


# Starleaf instructions for patients:

1. Please download Starleaf onto your tablet or smart phone or Laptop prior to your meeting. Starleaf is available on Android play and the Apple store. You can also use the following link.

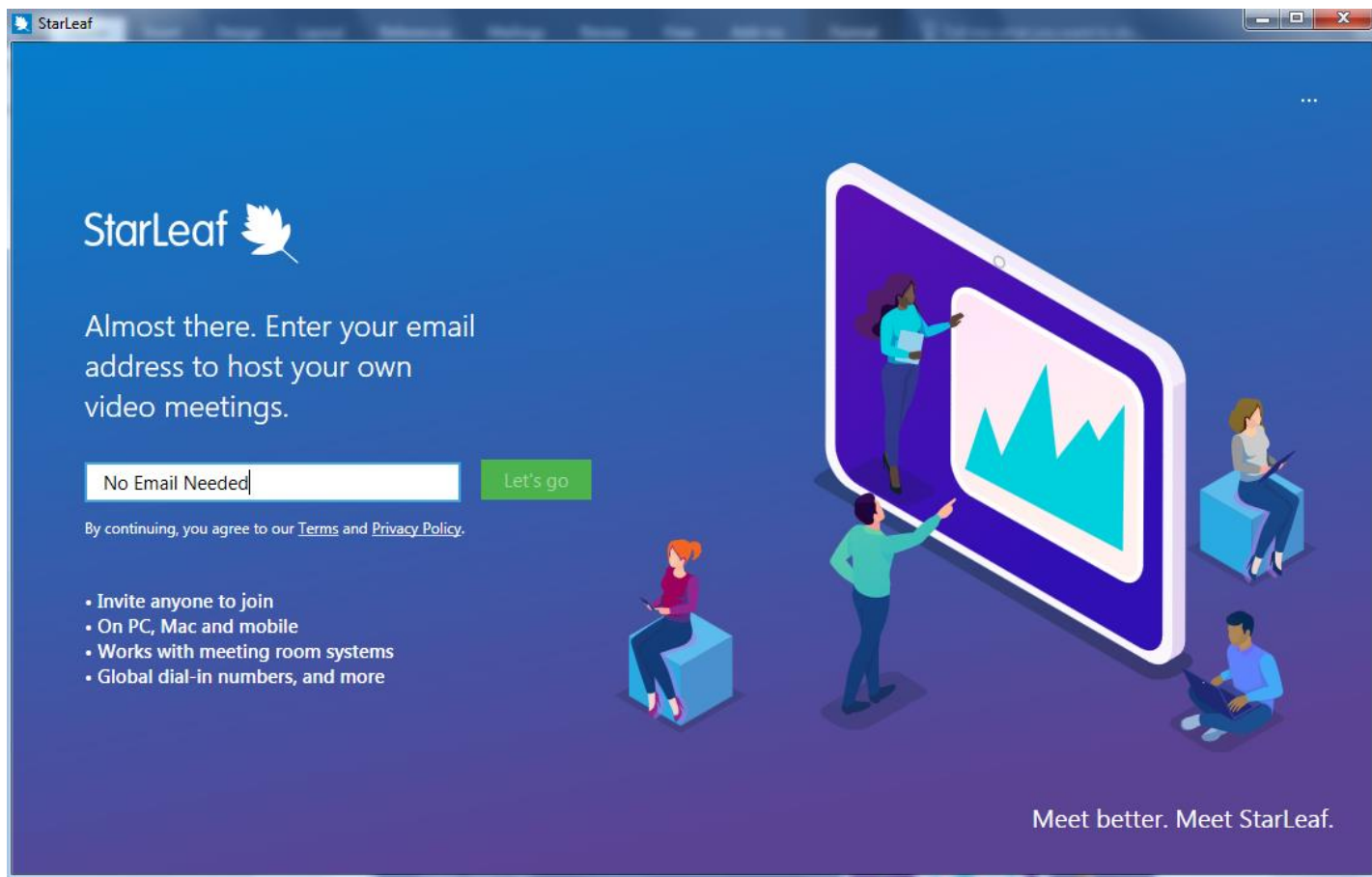
<https://support.starleaf.com/downloads/>

There is no need to open in once it is installed.




Again, There is no need to open in once it is installed.

If you see this screen : There is no need to enter your Email address.



2. You will receive an email with an invite for your consultation.  
Just Click the "Join this Starleaf meeting" a minute or two prior to the scheduled time.



SMH TeleHealth Scheduling has invited you to join a video meeting.

**TC - J. Doe**  
Fri, Mar 27, 3:30 PM - 4:30 PM EDT  
Meeting ID: 734 6742

[Join this StarLeaf meeting](#)

Audio only:

- [+1 669 800 5335](#) (United States)
- [+1 669 202 3202](#) (United States)
- [Dial-in numbers for other countries](#)

[More ways to join your meeting](#)

---

Invited: Kathy Bedell and Ted Capron

3. Starleaf may ask for controls such as microphone, video, camera etc..  
Please allow all access to Starleaf for this meeting.

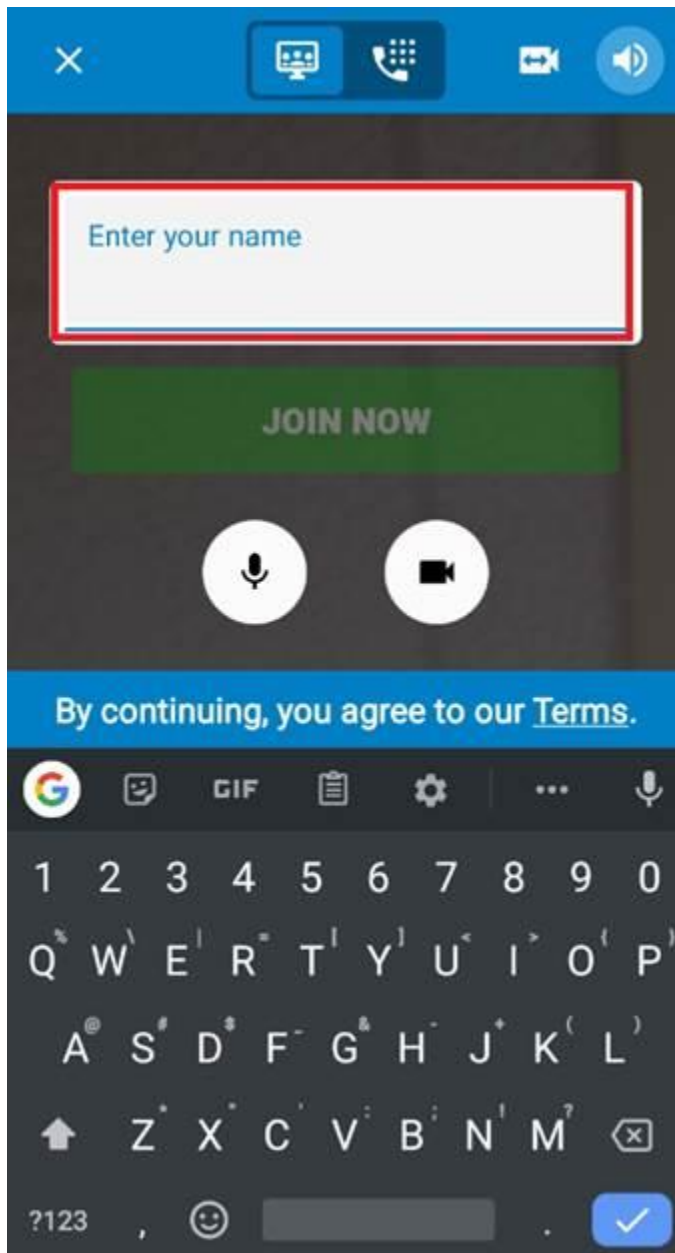


**Allow StarLeaf to take pictures  
and record video?**

**Allow**

**Deny**

4. You will then be asked to type in your name.



5. Once you have entered the meeting you will hear hold music until the doctor arrives.



6. The doctor will then Join the meeting...



Disconnect the call with the red icon

